Free sample - Rudolph's Festive Selfie



3 in · 7.6 cm



2.5 in · 6.4 cm



2 in · 5.1 cm

1. Print at 100% (actual size). Cut along the marks.
2. Cut the cards apart and scan ONE card at a time (identical cards side by side confuse the camera).
3. Scan the QR with your phone camera and tap "I'm Ready".
4. Point the camera at the card. You'll see a short countdown, then the message drops onto the card and the video plays, just like the person you give it to.
5. Want to try another design? Print its sample, then bring your phone close to its QR (about 15 cm / 6 in) to switch without closing the camera.